





Park Lane



If large open kitchens are your thing then look no further than the Park Lane. This model lends itself to entertaining with the open plan layout and separate dining area. Take a look at the 'state of the art' fire and beautifully proportioned bedrooms which are just some of the many highlights.

Highlights

- PVCu double glazing with patio doors to front elevation
- Large U shaped kitchen with glass splashback and skylight
- Breakfast bar with 3 bar stools
- High level cooker with separate oven and grill
- Integrated washer/dryer, fridge/freezer, dishwasher and microwave
- State of the art flame effect fire with co-ordinating DVD unit
- Contemporary sofa with 2 accent armchairs
- Walk in wardrobe with LED lighting to master bedroom (2 bed)
- 5ft wide divan in master bedroom with guzunder beds in twin room
- Designer accessory pack
- Domestic sized bath with aqua board surround
- Vaulted ceiling throughout with a minimum ceiling height of 2.2m (7ft 4")
- External socket
- Gas combi central heating system with thermostatic radiator valves
- TV points in all bedrooms
- Glass top dining table

43ft x 14ft

2 & 3 bedroom


Images shown are from the Park Lane 43 x 14, 2 bed



Pemberton
PARK & LEISURE HOMES

The first choice for your new home




















Park Lane

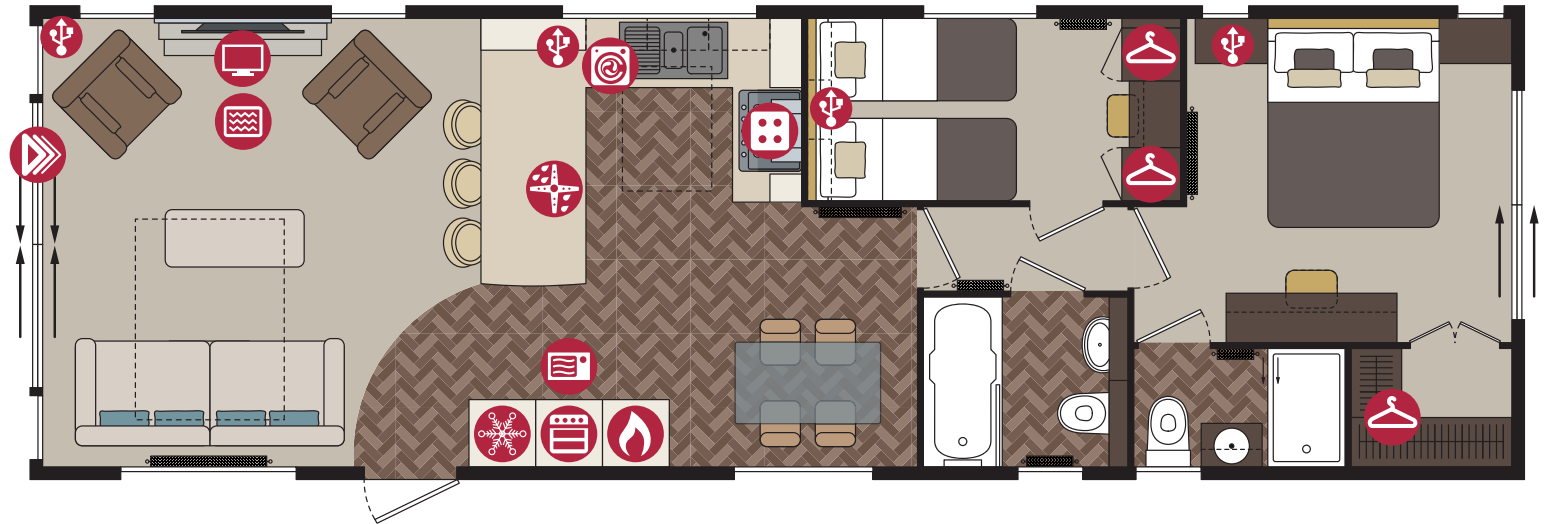
Residential Specification Option includes the following:

- Roof 250mm insulated
- 100mm thick wall
- Floor minimum 65mm insulated
- Windows low E glass and Argon filled
- Superior U values exceeding the British Standard

- | | |
|--|---|
|  Cooker |  TV Space |
|  Hob |  Electric Fire |
|  Fridge-Freezer |  Patio Doors |
|  Microwave |  French Doors |
|  Washer/Dryer |  Bifold Doors |
|  Dishwasher |  Bunk Bed |
|  Boiler |  Wardrobe |
|  USB Point | |

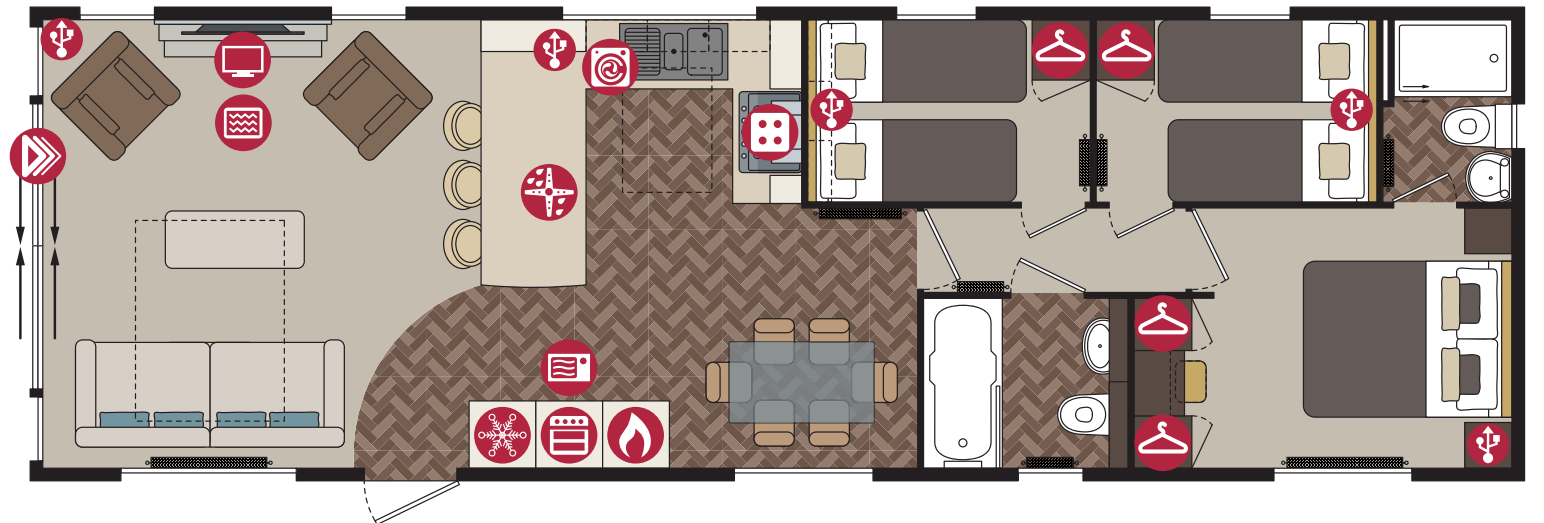
43ft x 14ft

2 bedroom



43ft x 14ft

3 bedroom





Options available to order

- Residential Specification to BS3632 available in all cladding types
- Park Lane Lodge available in Thermowood, Vinyl and Canexel Cladding
- Wine cooler
- Shower in lieu of bath
- Electric heating in place of gas combi central heating system
- Windows in place of front patio door
- Patio door in master bedroom
- Lift up storage bed in the master bedroom

For further details see standard features checklist on pages 74-75



Testimonial

We love our Pemberton and enjoy using it throughout the year! It's a great leisure space. The Pemberton magic works for us and we feel blessed and relaxed when snuggling into our Four Seasons!

Peter Quigley, Ireland



Pemberton
PARK & LEISURE HOMES

The first choice for your new home