

THE AMBLESIDE

For truly exquisite retreats

Spend every second beautifully in The Ambleside.
With warm welcoming spaces, all oh-so sumptuously
finished, it's a stunning setting for appreciating many
wonderful moments together.





Highlights

- A firm favourite updated for 2020-2021
- Stunning kitchen with integrated appliances
- Home from home styling
- 14ft Premier Pack available providing more space and double bed option in twin room
- Large, comfortable free-standing sofas
- Optional panoramic sliding doors

360° To take an interactive virtual tour
visit www.abiuk.co.uk





Shows panoramic sliding doors option





Shows Premier Pack option



Shows panoramic sliding doors option

The Ambleside

Vistas, lots of them, are the beauty of this holiday home. And it's also available in 4 different layouts, leaving you spoilt for choice as well as views.

For external CanExel™ Cladding option please visit www.abiuk.co.uk



FACTORY
Approved



For further information and to take an interactive virtual tour of The Ambleside visit www.abiuk.co.uk

All this included

- ✓ Matt finish Chateaux grey aluminium cladding
- ✓ Pre-galvanised twin axle chassis
- ✓ Graphite Grey 'Low E' PVCu Thermaglass double glazing
- ✓ Front patio doors
- ✓ Full condensing boiler gas central heating
- ✓ Log burner style electric fire
- ✓ Carpet underlay throughout
- ✓ Free-standing dining table and chairs
- ✓ Upholstered footstool
- ✓ Satellite co-ax
- ✓ USB socket in lounge
- ✓ Scatter cushions in lounge
- ✓ Voiles throughout
- ✓ Soft close hinges on doors and drawers in kitchen
- ✓ Soft close drawers throughout
- ✓ Integrated oven and separate 5 burner hob
- ✓ 40mm worktops
- ✓ Integrated fridge freezer
- ✓ Externally vented powered cooker hood
- ✓ Lift-up bed in master bedroom
- ✓ TV point in all bedrooms
- ✓ USB sockets in all bedrooms (includes USB sockets on both sides of the main bed)
- ✓ King size bed in master bedroom (2 bedroom model only)
- ✓ Plain duvet covers and pillowcases
- ✓ Bed runners and scatter cushions on all beds
- ✓ Separate en suite shower (2 bedroom model only)
- ✓ Separate en suite toilet

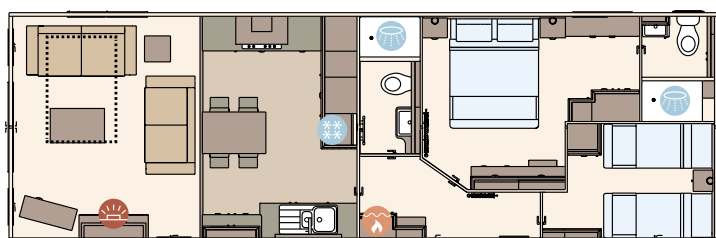
- ✓ Bathroom extractor fans
- ✓ Shaver socket
- ✓ Coat hooks in all bathrooms
- ✓ Entrance hall
- ✓ Composite kitchen sink

Add any of these


- ☐ Premier Pack
- ☐ Residential specification BS3632
- ☐ 'Exclusive' pocket sprung mattresses
- ☐ Integrated dishwasher
- ☐ Integrated washing machine
- ☐ Integrated microwave
- ☐ Fully galvanised heavy-duty chassis
- ☐ Deluxe Bluetooth sound system
- ☐ Second bedroom as double instead of twin, bed includes lift-up storage (Premier model)
- ☐ CanExel™ exterior cladding
- ☐ Space saver bed in twin room
- ☐ Additional window in lounge nearside corner
- ☐ Front sliding door in lieu of French patio doors

The Ambleside Premier Pack

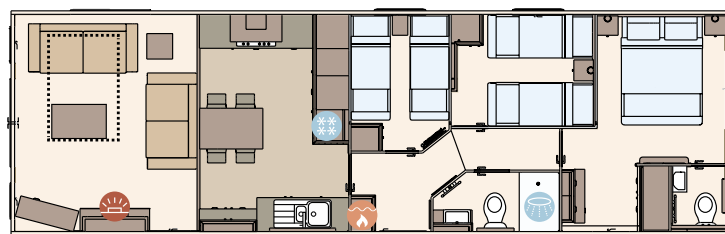
- ✓ Chateaux Grey hard PVCu cladding
- ✓ 14ft wide
- ✓ Larger sofa
- ✓ 3' beds in twin room
- ✓ Dressing table with stool in twin room (2 bedroom model only)



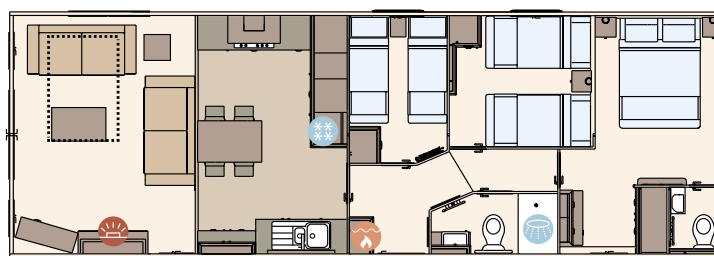
The Ambleside 40ft x 13ft x 2 bedroom



The Ambleside Premier 40ft x 14ft x 2 bedroom



The Ambleside 41ft x 13ft x 3 bedroom



The Ambleside Premier 41ft x 14ft x 3 bedroom

KEY: Fire Water heater Shower Fridge/Freezer Front pull out bed

OPTIONAL
Residential
specification
BS3632
See Page 83